

SUSTAINABLE DEVELOPMENT GOALS



BOTSWANA DOMESTICATED SUSTAINABLE DEVELOPMENT GOALS INDICATORS

BASELINE STATS BRIEF



STATISTICS BOTSWANA



Private Bag 0024, Gaborone.

TOLL FREE NUMBER: 0800600200 Tel: (+267) 367 1300 Fax: (+267) 395 2201

E-mail: info@statsbots.org.bw Website: <http://www.statsbots.org.bw>



BOTSWANA DOMESTICATED SUSTAINABLE DEVELOPMENT GOALS INDICATORS

BASELINE



Preface

This Stats Brief presents baseline data of the Botswana Domesticated Sustainable Development Goals (SDGs) Indicator Framework indicators. This framework includes all global SDGs indicators that are applicable to Botswana. The framework was developed through extensive consultation by Statistics Botswana of many stakeholders within and outside the National Statistical System (NSS).

These indicators are to be used to monitor, inform on and track the progress that Botswana is making towards achieving the SDGs by 2030. For the tracking to be done, there is a need to have baseline data for each of the indicators, as this forms, a key reference point against which future data on the indicator is compared. The base year for the SDGs indicators is 2016.


To obtain baseline data for the Botswana Domesticated SDGs Indicator Framework indicators, Statistics Botswana commissioned a consultancy that was conducted over the period May to July 2018. This consultancy was funded and supported by the United Nations Population Fund (UNFPA). In addition to obtaining the baseline data, the scope of works for the consultancy included other work such as outlining the National Indicator Framework and working out the interlinkages between the global Agenda 2030 Indicators, the continental Agenda 2063 Indicators and the national Vision 2036 indicators. The results from the work on these other areas of the scope of work will be published in an analytical report expected to be released in the first quarter of 2019.

The consultancy obtained baseline data from different sources including some sectors of the National Statistical System (NSS), United Nations Agencies, other development partners and some International SDG tracking organisations. While baseline data was obtained from these many sources, the data presented in the Stats Brief is restricted to that obtained only from sources within the NSS. The restriction to sources within the NSS only makes the resultant data to be country data. The coverage of the available baseline data over the set of indicators all indicators in the framework relates directly to the extent to which the country is able to produce data on the SDG indicators. Availability of country data is important as the principle that has been adopted by the United Nations Statistical Commission is that country data should take precedence in reporting and evaluating performance on the progress towards achieving the SDGs. It is therefore important for countries to produce data for as many SDG indicators as possible.

The proportion of the indicators for which data is available provides a crude measure of the capacity of the country to measure and produce applicable SDG indicators. This measure also informs on the capacity building required for a given country to adequately produce SDG indicators data. This crude measure for Botswana is provided in this report.

As stated above the consultancy work obtained baseline data and information from other sources in addition to the NSS sources. This data will be presented in the analytical report referred to above.

I wish to thank UNFPA for its support of the work to produce the SDG baseline data. It is our hope that stakeholders will find this publication to be informative and useful for monitoring and evaluating the progress being made towards achieving the SDGs by 2030.



Dr. Burton S. Mguni
Statistician General
December 2018



1.0 Introduction

On 25 September 2015, the 193 countries of the UN General Assembly including Botswana adopted the 2030 Development Agenda titled “Transforming our world: the 2030 Agenda for Sustainable Development”. The global Agenda has 17 Sustainable Development Goals (SDGs), 169 associated targets and 232 indicators. The 2030 Agenda and its 17 SDGs builds on the Millennium Development Goals (MDGs) but is much broader in scope as it includes the Social, Economic and Environmental dimensions as compared to the MDG whose focus was mainly on the Social and Economic dimensions.

In addition to having a broader scope, the Agenda 2030 ambitions are also much deeper than those of the MDGs as they encompass the eradication of poverty and hunger; improved health and nutrition for all; reduction of inequality; the building of peaceful, just and inclusive societies; the protection of human rights; the promotion of gender equality and the empowerment of women and girls; and the lasting protection of the planet and its natural resources.

The 2030 Agenda for Sustainable Development offers a unique opportunity for all countries, including Botswana, to achieve inclusive, transformative and sustainable development that “**leaves no one behind**”. Through adoption of the 2030 Agenda for Sustainable Development, member states agreed to intensify collective efforts to strengthen statistical capacities to monitor and report progress on the 232 indicators.

The SDGs indicator framework is the key tool for measuring success or lack thereof of progress towards achieving the SDGs. Botswana as represented by Statistics Botswana is a member of the 28 member country United Nations Statistical Commission (UNSC) Inter-agency and Expert Group on Sustainable Development Goals Indicators (IAEG-SDGs) which developed the SDGs Indicator Framework.

The global indicator framework was adopted by the General Assembly on 6 July 2017 and is contained in the Resolution adopted by the General Assembly on Work of the Statistical Commission pertaining to the 2030 Agenda for Sustainable Development (A/RES/71/313). The SDG Global Indicators Framework has measurable indicators categorized as Tier 1 and Tier II and not yet globally measurable indicators categorized as Tier III. The definition of these three (3) tiers is as follows:

Tier I - Indicator is conceptually clear, has an internationally established methodology and standards are available, and data are regularly produced by countries for at least 50 per cent of countries and of the population in every region where the indicator is relevant.

Tier II - Indicator is conceptually clear, has an internationally established methodology and standards are available, but data are not regularly produced by countries.

Tier III -No internationally established methodology or standards are yet available for the indicator, but methodology/standards are being (or will be) developed or tested.

The number of global indicators classified according to the tier is given in **Table 1** below;

Table 1: Number of Global SDG Indicators by tiers

Category	Number	%
Tier I	100	43.1
Tier II	82	35.3
Tier III	44	19
Multiple Tiers	6	2.6
Total	232	100

2. Botswana Domesticated SDGs Indicators Baseline Data

The Botswana SDG Domesticated Indicator Framework contains all the Global SDG Indicators that are applicable to Botswana. As stated in the preface the Domesticated SDG Indicator Framework was arrived at following extensive Stakeholder consultation conducted by Statistics Botswana which is the entity responsible for coordinating the work on the SDG Indicator Framework. Statistics Botswana also coordinates the National Statistical System.

The total number of indicators in the Botswana SDG Domesticated Indicator Framework is 209. Of these a total of 158 are globally measurable (Tier I and Tier II), 4 are multiple tiers and 47 are Tier III indicators. The base year for SDG indicators is 2016. Where data for 2016 is not available the data available for the year nearest to 2016 before or after is used.

The categorization globally measurable indicators (Tier I and Tier II) in the Domesticated SDG Indicator Framework according to the availability of a baseline value from a source in the National Statistical System is given in **Table 2** below:

Table 2: Number of Measurable Domesticated SDG Indicators by Availability

Category	Number	%
Currently available (some components)	55	34.8
Not Yet available	121	65.2
Total	158	100

As stated in the preface the baseline data included in this Stats Brief is only that where the source was an entity of the NSS. Accordingly the proportion of the measurable Domesticated SDGs Indicators that was available from the NSS provide a simple measure of the country's SDG statistical capacity. This simple statistical capacity stands at 34.8 %. Tier 3 or not yet globally measurable indicators in the Botswana Domesticated SDG Framework are not included in this computation as the methodology for measuring these in a manner that provides international comparability is still being worked on by relevant mandate international organisations and the IAEG.

The availability of SDG data for the measurable Botswana Domesticated Indicator Framework indicators can be further refined into the following 3 categories;

1. **Available**
2. **Easily feasible**
3. **Feasible with strong effort**

The category "easily feasible" refers to those indicators which can be easily available and possible with a little more effort and manageable capacity building by the producer. An example of such an indicator is 2.1.1 "Prevalence of undernourishment".

The category "Feasible with strong effort" refers to indicators whose feasibility is more difficult but possible when significant resources are put in towards in the production of the data.

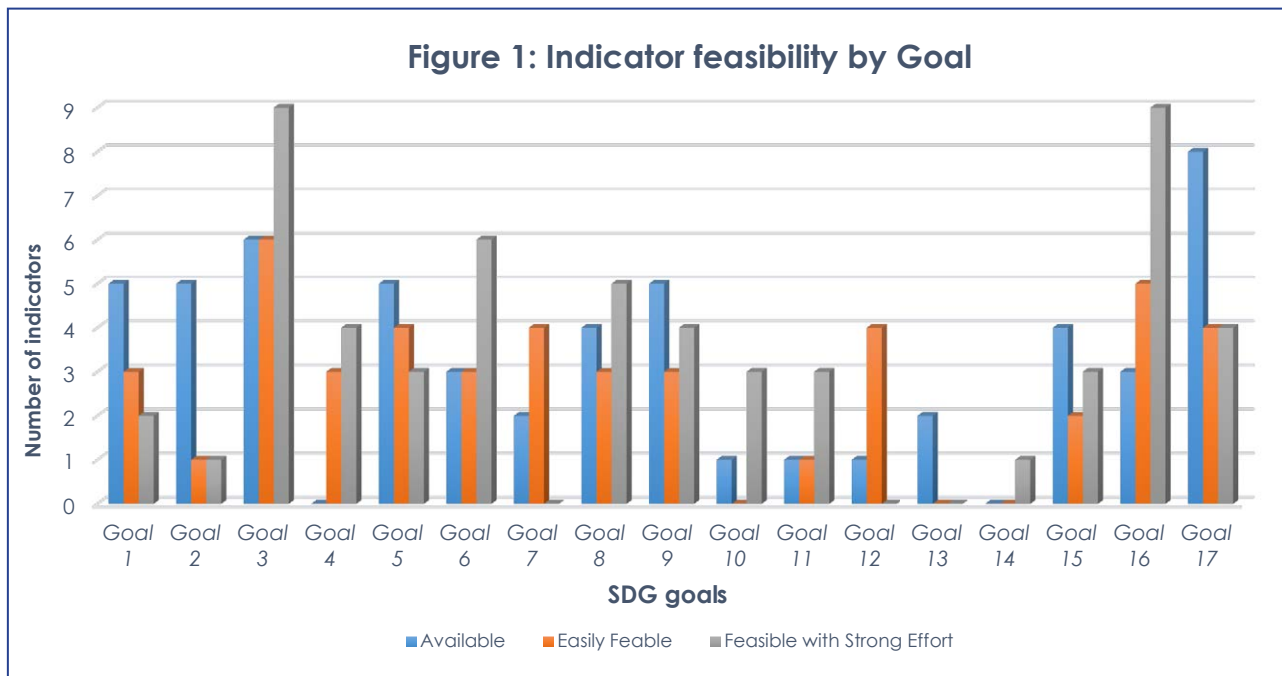
The classification of these indicators according to these 3 categories is given in **Table 3** below.

Table 3: Number of Measurable Domesticated SDG Indicators by Feasibility

Category	Number	%
Available	55	34.8
Easily Feasible	46	29.1
Feasible with strong Effort	57	36.1
Total	158	100

The data in table 3 shows that the country's SDG statistical capacity can increase to 63.9% with manageable effort and capacity building to turn the easily feasible indicators to available.

Figure 1 below shows the data in table 3 broken down by Goals.



As can be seen from Figure 1 a lot of effort to increase the SDG statistical capacity needs to be targeted at Goal 3, Goal 6, Goal 8 and Goal 16.

The obtained baseline data is given in the table 4 below. The table is organized in this way that;

- i) The presented baseline data includes the national value, indicator specified disaggregation where available and source.
- ii) Where there data is not available, the expected source or producer of the data is stated.
- iii) Where data for 2016 is not available but there is data in the period +- 3 years from 2016 then the data included would be for the year nearest to 2016.



Goal 1.

End poverty in all its forms everywhere

Table 4 Botswana Domesticated SDG's indicators

GOAL	TARGETS	INDICATOR	NATIONAL VALUE	DISAGGREGATION			SOURCE/ EXPECTED SOURCE
Goal 1. End poverty in all its forms everywhere	1.1: By 2030, eradicate extreme poverty for all people everywhere, currently measured as people living on less than \$1.25 a day	1.1.1: Proportion of population below the international poverty line, by sex, age, employment status and geographical location (urban/rural)	5.8% (2015/16)				<ul style="list-style-type: none"> • BMTHS , Statistics Botswana
	1.2: By 2030, reduce at least by half the proportion of men, women and children of all ages living in poverty in all its dimensions according to national definitions	1.2.1: Proportion of population living below the national poverty line, by sex and age	16.3% (2015/16)	By age			<ul style="list-style-type: none"> • BMTHS, Statistics Botswana
				0-9	21.3%		
				10-35	16.4%		
				35-64	12.2%		
			65+	15.8%			
			By sex				
				Female	Male		
			Cities/Towns	45.9%	54.1%		
			Urban Villages	42.9%	57.6%		
			Rural Areas	46.2%	53.8%		
			National	45.0%	55.0%		
		1.2.2: Proportion of men, women and children of all ages living in poverty in all its dimensions according to national definitions					<ul style="list-style-type: none"> • Population & Housing Census data • BMTHS • Formal Sector Employment Report, Statistics Botswana
	1.3: Implement nationally appropriate social protection systems and measures for all, including floors, and by 2030 achieve substantial coverage of the poor and the vulnerable	1.3.1: Proportion of population covered by social protection floors/ systems, by sex, distinguish- ing children, unemployed persons, older persons, persons with disabilities, pregnant women, new-borns, work-injury victims and the poor and the vulnerable				<ul style="list-style-type: none"> • Population & Housing Census data • Formal Sector Employment Report, Statistics Botswana • Ministry of Local Government and Rural Development 	
			The Poor Receiving Government Assistance	The Poor not Receiving Government Assistance			
Cities/ Towns			9.4	11.6			
Urban Villages			13.4	21.1			
Rural Areas	24.2	35.9					

Table 4 Continued Botswana Domesticated SDG's indicators

GOAL	TARGETS	INDICATOR	NATION-AL VALUE	DISAGGREGATION	SOURCE/ EXPECTED SOURCE																								
Goal 1. End poverty in all its forms everywhere	1.4: By 2030, ensure that all men and women, in particular the poor and the vulnerable, have equal rights to economic resources, as well as access to basic services, ownership and control over land and other forms of property, inheritance, natural resources, appropriate new technology and financial services, including microfinance	1.4.2: Proportion of total adult population with secure tenure rights to land, with legally recognized documentation and who perceive their rights to land as secure, by sex and type of tenure	63 % of household heads held land with formal documents and 37% did not.	<table border="1"> <thead> <tr> <th></th> <th>Male</th> <th>Female</th> <th>Share</th> </tr> </thead> <tbody> <tr> <td>Cert.</td> <td>51</td> <td>49</td> <td>97</td> </tr> <tr> <td>Freehold</td> <td>55</td> <td>45</td> <td>1</td> </tr> <tr> <td>Lease</td> <td>60</td> <td>40</td> <td>2</td> </tr> <tr> <td>TGLP</td> <td>60</td> <td>40</td> <td>< 1</td> </tr> <tr> <td>Syndicate</td> <td>54</td> <td>46</td> <td>< 1</td> </tr> </tbody> </table>		Male	Female	Share	Cert.	51	49	97	Freehold	55	45	1	Lease	60	40	2	TGLP	60	40	< 1	Syndicate	54	46	< 1	<ul style="list-style-type: none"> Population & Housing Census data Ministry of Land Management, water and sanitation services Ministry of Housing and Infrastructure Development
		Male	Female	Share																									
	Cert.	51	49	97																									
	Freehold	55	45	1																									
	Lease	60	40	2																									
TGLP	60	40	< 1																										
Syndicate	54	46	< 1																										
1.5: By 2030, build the resilience of the poor and those in vulnerable situations and reduce their exposure and vulnerability to climate-related extreme events and other economic, social and environmental shocks and disasters	1.5.1 Number of deaths, missing persons and directly affected persons attributed to disasters per 100,000 population	450 people affected per 100 000 (2016/17)	-	-	<ul style="list-style-type: none"> Office of Disaster Management 																								
	1.5.2 Direct economic loss attributed to disasters in relation to global gross domestic product (GDP)	-	-	-	<ul style="list-style-type: none"> National Accounts stats brief, Statistics Botswana Gross Domestic Product Quarterly brief, Statistics Botswana 																								
	1.5.3 Number of countries that adopt and implement national disaster risk reduction strategies in line with the Sendai Framework for Disaster Risk Reduction 2015-2030	Yes	-	-	-																								
1.a: Ensure significant mobilization of resources from a variety of sources, including through enhanced development cooperation, in order to provide adequate and predictable means for developing countries, in particular least developed countries, to implement programmes and policies to end poverty in all its dimensions	1.a.2 Proportion of total government spending on essential services (education, health and social protection)	-	-	-	<ul style="list-style-type: none"> Ministry of Finance and Economic Development 																								



Goal 2.

End hunger, achieve food security and improved nutrition and promote sustainable agriculture

Table 4 Continued Botswana Domesticated SDG's indicators

GOAL	TARGETS	INDICATOR	NA-TIONAL VALUE	DISAGGREGATION				SOURCE/ EXPECTED SOURCE
Goal 2. End hunger, achieve food security and improved nutrition and promote sustainable agriculture	2.1: By 2030, end hunger and ensure access by all people, in particular the poor and people in vulnerable situations, including infants, to safe, nutritious and sufficient food all year round	2.1.1 Prevalence of undernourishment	-	-				<ul style="list-style-type: none"> Botswana Demographic Survey Ministry of Health Ministry of Agricultural Development and Food Security
		2.1.2 Prevalence of moderate or severe food insecurity in the population, based on the Food Insecurity Experience Scale (FIES)	-	-				
	2.2: By 2030, end all forms of malnutrition, including achieving, by 2025, the internationally agreed targets on stunting and wasting in children under 5 years of age, and address the nutritional needs of adolescent girls, pregnant and lactating women and older persons	2.2.1 Prevalence of stunting (height for age <-2 standard deviation from the median of the World Health Organization (WHO) Child Growth Standards) among children under 5 years of age	31.2% Stunting		Cities/Towns	Urban Villages	Rural Areas	<ul style="list-style-type: none"> Botswana Family Health Survey
			Stunting	27	29	34	<ul style="list-style-type: none"> Botswana Causes of Mortality Stats brief, Statistics Botswana 	
			Over-weight/obesity	17	15	12	<ul style="list-style-type: none"> Botswana Demographic Survey 	
			LBW	10	8	7		
		Wasting	8	7	8			
	2.2.2 Prevalence of malnutrition (weight for height >+2 or <-2 standard deviation from the median of the WHO Child Growth Standards) among children under 5 years of age, by type (wasting and overweight)	3.5% underweight children-2015 15.2% overweight					<ul style="list-style-type: none"> Health Statistics Report, Statistics Botswana 	
2.a Increase investment, including through enhanced international cooperation, in rural infrastructure, agricultural research and extension services, technology development and plant and livestock gene banks in order to enhance agricultural productive capacity in developing countries, in particular least developed countries	2.a.1 The agriculture orientation index for government expenditures	AOI; 1.9 (2015/16)	-				<ul style="list-style-type: none"> Botswana Agricultural Census, Statistics Botswana 	
	2.a.2 Total official flows (official development assistance plus other official flows) to the agriculture sector	2.0% Agriculture contribution to GDP -2016					<ul style="list-style-type: none"> National Accounts, Statistics Botswana Ministry of Agricultural Development and Food Security 	

Table 4 Continued Botswana Domesticated SDG's indicators

GOAL	TARGETS	INDICATOR	NATIONAL VALUE	DISAGGREGATION	SOURCE/ EXPECTED SOURCE
Goal 2. End hunger, achieve food security and improved nutrition and promote sustainable agriculture	2.b Correct and prevent trade restrictions and distortions in world agricultural markets, including through the parallel elimination of all forms of agricultural export subsidies and all export measures with equivalent effect, in accordance with the mandate of the Doha Development Round	2.b.1 Agriculture export subsidies	Weighted Export subsidies rate:0.1% -2013	.	<ul style="list-style-type: none"> International Merchandise Trade Statistics, Statistics Botswana Botswana Institute for Development Policy Analysis
	2.5 By 2020, maintain the genetic diversity of seeds, cultivated plants and farmed and domesticated animals and their related wild species, including through soundly managed and diversified seed and plant banks at the national, regional and international levels, and promote access to and fair and equitable sharing of benefits arising from the utilization of genetic resources and associated traditional knowledge, as internationally agreed	2.5.2 Proportion of local breeds classified as being at risk, not-at-risk or at unknown level of risk of extinction	-	-	.

3 GOOD HEALTH AND WELL-BE



Goal 3.

Ensure healthy lives and promote well-being for all at all ages

Table 4 Continued Botswana Domesticated SDG's indicators

GOAL	TARGETS	INDICATOR	NATIONAL VALUE	DISAGGREGATION			SOURCE/EXPECTED SOURCE
Goal 3. Ensure healthy lives and promote well-being for all at all ages	3.1 By 2030, reduce the global maternal mortality ratio to less than 70 per 100,000 live births	3.1.1 Maternal mortality ratio	127/100,000 Pop (2015)				<ul style="list-style-type: none"> Botswana Causes of Mortality Stats Brief Statistics Botswana Vital Statistics Report, Statistics Botswana Health Statistics Report, Statistics Botswana Ministry of Health and Wellness
		3.1.2 Proportion of births attended by skilled health personnel					
	3.2 By 2030, end preventable deaths of new-borns and children under 5 years of age, with all countries aiming to reduce neonatal mortality to at least as low as 12 per 1,000 live births and under-5 mortality to at least as low as 25 per 1,000 live births	3.2.1 Under-five mortality rate	28/1000 (2011)				<ul style="list-style-type: none"> Botswana Population and Housing Census data Botswana Demographic Survey
		3.2.2 Neonatal mortality rate					
	3.3 By 2030, end the epidemics of AIDS, tuberculosis, malaria and neglected tropical diseases and combat hepatitis, water-borne diseases and other communicable diseases	3.3.1 Number of new HIV infections per 1,000 uninfected population, by sex, age and key populations	1.35% HIV prevalence				<ul style="list-style-type: none"> Botswana AIDS Impact Survey, BIAS Ministry of Health and Wellness NACA
		3.3.2 Tuberculosis incidence per 100,000 population	329 per 100 000 population -TB prevalence	Number of new HIV infections per 1,00 uninfected population, by sex, age, and by key population	BIAS III	BIAS IV	
		3.3.3 Malaria incidence per 1,000 population	-	Incidence Rate	1.45	1.35	
		3.3.4 Hepatitis B incidence per 100,000 population					
		3.3.5 Number of people requiring interventions against neglected tropical diseases					

Table 4 Continued Botswana Domesticated SDG's indicators

GOAL	TARGETS	INDICATOR	NA-TIONAL VALUE	DISAGGREGATION	SOURCE/EXPECTED SOURCE
Goal 3. Ensure healthy lives and promote well-being for all at all ages	3.4 By 2030, reduce by one third premature mortality from non-communicable diseases through prevention and treatment and promote mental health and well-being	3.4.1 Mortality rate attributed to cardiovascular disease, cancer, diabetes or chronic respiratory disease	-	-	<ul style="list-style-type: none"> Botswana Causes of Mortality, Statistics Botswana Botswana Demographic Survey Ministry of Health and Wellness Ministry of Defence, Justice and Security
		3.4.2 Suicide mortality rate			
	3.5: Strengthen the prevention and treatment of substance abuse, including narcotic drug abuse and harmful use of alcohol	3.5.2 Harmful use of alcohol, defined according to the national context as alcohol per capita consumption (aged 15 years and older) within a calendar year in litres of pure alcohol	-	-	<ul style="list-style-type: none"> Ministry of Health and Wellness
	3.6 By 2020, halve the number of global deaths and injuries from road traffic accidents	3.6.1 Death rate due to road traffic injuries	450 deaths (2016)	324 males 126 females	<ul style="list-style-type: none"> Transport statistics, Statistics Botswana Causes of Mortality Stats brief Ministry of Transport and Communication
	3.7 By 2030, ensure universal access to sexual and reproductive health-care services, including for family planning, information and education, and the integration of reproductive health into national strategies and programmes	3.7.1 Proportion of women of reproductive age (aged 15-49 years) who have their need for family planning satisfied with modern methods	-	-	<ul style="list-style-type: none"> Botswana Demographic Survey, Statistics Botswana Health Statistics Report, Statistics Botswana Population and Housing Census Botswana Demographic Survey
		3.7.2 Adolescent birth rate (aged 10-14 years; aged 15-19 years) per 1,000 women in that age group			
3.8: Achieve universal health coverage, including financial risk protection, access to quality essential health-care services and access to safe, effective, quality and affordable essential medicines and vaccines for all	3.8.1 Coverage of essential health services (defined as the average coverage of essential services based on tracer interventions that include reproductive, maternal, newborn and child health, infectious diseases, non-communicable diseases and service capacity and access, among the general and the most disadvantaged population)	-	-	<ul style="list-style-type: none"> Ministry of Health and Wellness BMTHS, Statistics Botswana 	
		3.8.2 Proportion of population with large household expenditures on health as a share of total household expenditure or income			

Table 4 Continued Botswana Domesticated SDG's indicators

GOAL	TARGETS	INDICATOR	NA-TIONAL VALUE	DISAGGRE-GATION	SOURCE/EXPECTED SOURCE
Goal 3. Ensure healthy lives and promote well-being for all at all ages	3.9 By 2030, substantially reduce the number of deaths and illnesses from hazardous chemicals and air, water and soil pollution and contamination	3.9.1 Mortality rate attributed to household and ambient air pollution	.	.	<ul style="list-style-type: none"> Environment Statistics Report, Statistics Botswana Vital Statistics Ministry of Health and Wellness Ministry of Environment, Natural Resources, Conservation and Tourism Ministry of Land Management, Water and Sanitation Services
		3.9.2 Mortality rate attributed to unsafe water, unsafe sanitation and lack of hygiene (exposure to unsafe Water, Sanitation and Hygiene for All (WASH) services)			
		3.9.3 Mortality rate attributed to unintentional poisoning			
	3.a Strengthen the implementation of the World Health Organization Framework Convention on Tobacco Control in all countries, as appropriate	3.a.1 Age-standardized prevalence of current tobacco use among persons aged 15 years and older	18.3% (2014)	Male =36% Female=7%	<ul style="list-style-type: none"> STEPS survey Ministry of Health and Wellness
	3.b Support the research and development of vaccines and medicines for the communicable and non-communicable diseases that primarily affect developing countries, provide access to affordable essential medicines and vaccines, in accordance with the Doha Declaration on the TRIPS Agreement and Public Health, which affirms the right of developing countries to use to the full the provisions in the Agreement on Trade-Related Aspects of Intellectual Property Rights regarding flexibilities to protect public health, and, in particular, provide access to medicines for all	3.b.1 Proportion of the population with access to affordable medicines and vaccines on a sustainable basis 3.b.2 Total net official development assistance to medical research and basic health sectors	-	-	<ul style="list-style-type: none"> Ministry of Health and Wellness University of Botswana
3.c Substantially increase health financing and the recruitment, development, training and retention of the health workforce in developing countries, especially in least developed countries and small island developing States	3.c.1 Health worker density and distribution	.	.	<ul style="list-style-type: none"> Health Statistics Report, Statistics Botswana Ministry of Health and Wellness Ministry of Local Government and Rural Development Population and Housing Census 	
3.d Strengthen the capacity of all countries, in particular developing countries, for early warning, risk reduction and management of national and global health risks	3.d.1 International Health Regulations (IHR) capacity and health emergency preparedness	-	.	<ul style="list-style-type: none"> Ministry of Health and Wellness 	



Goal 4.

Ensure inclusive and equitable quality education and promote lifelong learning opportunities for all

Table 4 Continued Botswana Domesticated SDG's indicators

GOAL	TARGETS	INDICATOR	NA-TIONAL VALUE	DISAGGREGA-TION	SOURCE/ EXPECTED SOURCE
Goal 4. Ensure inclusive and equitable quality education and promote lifelong learning opportunities for all	4.1: By 2030, ensure that all girls and boys complete free, equitable and quality primary and secondary education leading to relevant and effective learning outcome	4.1.1: Proportion of children and young people: (a) in grades 2/3; (b) at the end of primary; and (c) at the end of lower secondary achieving at least a minimum proficiency level in (i) reading and (ii) mathematics, by sex	-	.	<ul style="list-style-type: none"> Ministry of Basic Education
	4.2: By 2030, ensure that all girls and boys have access to quality early childhood development, care and pre-primary education so that they are ready for primary education	4.2.2 Participation rate in organized learning (one year before the official primary entry age), by sex	-	<ul style="list-style-type: none"> Enrolment rates 93.7% (2013 Annual Educ. Report) Completion rate 98.7% (2013 Annual Educ. Report) Dropout rate 2.01% (2013 Annual Educ. Report) Transition rate 69.8% (2013 Annual Educ. Report) 	<ul style="list-style-type: none"> Education Statistics Report, Statistics Botswana Population and Housing Census
	4.3: By 2030, ensure equal access for all women and men to affordable and quality technical, vocational and tertiary education, including university	4.3.1 Participation rate of youth and adults in formal and non-formal education and training in the previous 12 months, by sex	-	.	<ul style="list-style-type: none"> Education Statistics, Statistics Botswana Ministry of Basic Education Ministry of Tertiary Education, Research, Science and Technology
	4.4: By 2030, substantially increase the number of youth and adults who have relevant skills, including technical and vocational skills, for employment, decent jobs and entrepreneurship	4.4.1 Proportion of youth and adults with information and communications technology (ICT) skills, by type of skill	-	.	<ul style="list-style-type: none"> ICT Statistics Report, Statistics Botswana Ministry of Tertiary Education, Research, Science and Technology
	4.5: By 2030, eliminate gender disparities in education and ensure equal access to all levels of education and vocational training for the vulnerable, including persons with disabilities, indigenous peoples and children in vulnerable situations	4.5.1 Parity indices (female/male, rural/urban, bottom/top wealth quintile and others such as disability status, indigenous peoples and conflict-affected, as data become available) for all education indicators on this list that can be disaggregated	-	.	<ul style="list-style-type: none"> Education Statistics, Statistics Botswana University of Botswana

Table 4 Continued Botswana Domesticated SDG's indicators

GOAL	TARGETS	INDICATOR	NATION-AL VALUE	DISAGGRE-GATION	SOURCE/EXPECTED SOURCE
Goal 4. Ensure inclusive and equitable quality education and promote lifelong learning opportunities for all	4.6: By 2030, ensure that all youth and a substantial proportion of adults, both men and women, achieve literacy and numeracy	4.6.1 Proportion of population in a given age group achieving at least a fixed level of proficiency in functional (a) literacy and (b) numeracy skills, by sex		.	<ul style="list-style-type: none"> Education Statistics, Statistics Botswana Population and Housing Census
	4.a Build and upgrade education facilities that are child, disability and gender sensitive and provide safe, non-violent, inclusive and effective learning environments for all	4.a.1 Proportion of schools with access to: (a) electricity; (b) the Internet for pedagogical purposes; (c) computers for pedagogical purposes; (d) adapted infrastructure and materials for students with disabilities; (e) basic drinking water; (f) single-sex basic sanitation facilities; and (g) basic hand-washing facilities (as per the WASH indicator definitions)	-		<ul style="list-style-type: none"> Ministry of Basic Education Local Government and Rural Development
	4.b: By 2020, substantially expand globally the number of scholarships available to developing countries, in particular least developed countries, small island developing States and African countries, for enrolment in higher education, including vocational training and information and communications technology, technical, engineering and scientific programmes, in developed countries and other developing countries	4.b.1 Volume of official development assistance flows for scholarships by sector and type of study	-	.	<ul style="list-style-type: none"> Ministry of Tertiary Education, Research, Science and Technology Human Resource Development Council
	4.c: By 2030, substantially increase the supply of qualified teachers, including through international cooperation for teacher training in developing countries, especially least developed countries and small island developing States	4.c.1: Proportion of teachers in: (a) pre-primary; (b) primary; (c) lower secondary; and (d) upper secondary education who have received at least the minimum organized teacher training (e.g. pedagogical training) pre-service or in-service required for teaching at the relevant level in a given country	-	-	<ul style="list-style-type: none"> Education Statistics Report, Statistics Botswana Ministry of Basic Education



Goal 5.

Achieve gender equality and empower all women and girls

Table 4 Continued Botswana Domesticated SDG's indicators

GOAL	TARGETS	INDICATOR	NATIONAL VALUE	DISAGGREGATION	SOURCE/EXPECTED SOURCE
Goal 5. Achieve gender equality and empower all women and girls	5.1: End all forms of discrimination against all women and girls everywhere	5.1.1 Whether or not legal frameworks are in place to promote, enforce and monitor equality and non-discrimination on the basis of sex	Yes	-	<ul style="list-style-type: none"> Ministry of Nationality, Immigration and Gender Affairs
	5.2 Eliminate all forms of violence against all women and girls in the public and private spheres, including trafficking and sexual and other types of exploitation	5.2.1 Proportion of ever-partnered women and girls aged 15 years and older subjected to physical, sexual or psychological violence by a current or former intimate partner in the previous 12 months, by form of violence and by age	67% (2012)	General GBV Emotional 29%(2012) Physical (19.6)(2012) Sexual (13.3%)(2012) Economic 5.1%(2012) Emotional, physical, 16.3% (2012) Economic &sexual 1.8% (2018)	<ul style="list-style-type: none"> Ministry of Nationality, Immigration and Gender Affairs Local Government and Rural Development
		5.2.2 Proportion of women and girls aged 15 years and older subjected to sexual violence by persons other than an intimate partner in the previous 12 months, by age and place of occurrence		By Age 18-29 39.4% 30-44 30.8% 45+ 9.25% 16 % life time reporting 3.6 % previous 12 months 23,3% ever been sexually harassed	
	5.3: Eliminate all harmful practices, such as child, early and forced marriage and female genital mutilation	5.3.1 Proportion of women aged 20-24 years who were married or in a union before age 15 and before age 18	-	-	<ul style="list-style-type: none"> Population and Housing Census Statistics Botswana Botswana Demographic Survey 2017 Ministry of Nationality, Immigration and Gender Affairs
5.4: Recognize and value unpaid care and domestic work through the provision of public services, infrastructure and social protection policies and the promotion of shared responsibility within the household and the family as nationally appropriate	5.4.1 Proportion of time spent on unpaid domestic and care work, by sex, age and location	-	-	<ul style="list-style-type: none"> Ministry of Employment, Labour Productivity and Skills Development 	

Table 4 Continued Botswana Domesticated SDG's indicators

GOAL	TARGETS	INDICATOR	NATIONAL VALUE		DISAGGREGATION	SOURCE/EXPECTED SOURCE	
Goal 5. Achieve gender equality and empower all women and girls	5.5: Ensure women's full and effective participation and equal opportunities for leadership at all levels of decision-making in political, economic and public life	5.5.1 Proportion of seats held by women in (a) national parliaments and (b) local governments	Prop of women in Parliament	7.9% (2016)		<ul style="list-style-type: none"> Parliament Directorate of Public Service Management 	
		5.5.2 Proportion of women in managerial positions	Prop of women in local Gov.	6% (2015)			
			Prop of women in managerial position	34% (2016)			
	5.6: Ensure universal access to sexual and reproductive health and reproductive rights as agreed in accordance with the Programme of Action of the International Conference on Population and Development and the Beijing Platform for Action and the outcome documents of their review conferences	5.6.1 Proportion of women aged 15-49 years who make their own informed decisions regarding sexual relations, contraceptive use and reproductive health care	-	-	-	<ul style="list-style-type: none"> Botswana Demographic Survey Botswana Demographic Health Surveys Nationality, Immigration and Gender Affairs 	
		5.a: Undertake reforms to give women equal rights to economic resources, as well as access to ownership and control over land and other forms of property, financial services, inheritance and natural resources, in accordance with national laws	5.a.1 Proportion of population with ownership or secure rights over agricultural land, by sex; and (b) share of women among owners or rights-bearers of agricultural land, by type of tenure Proportion of total agricultural	-	-	-	<ul style="list-style-type: none"> Ministry of Nationality, Immigration and Gender Affairs
			5.a.2: Proportion of countries where the legal framework (including customary law) guarantees women's equal rights to land ownership and/or control				

Table 4 Continued Botswana Domesticated SDG's indicators

GOAL	TARGETS	INDICATOR	NATIONAL VALUE	DISAGGREGATION	SOURCE/ EXPECTED SOURCE
Goal 5. Achieve gender equality and empower all women and girls	5.b: Enhance the use of enabling technology, in particular information and communications technology, to promote the empowerment of women	5.b.1: Proportion of individuals who own a mobile telephone, by sex	85.3 per cent	Males it is 44.2 % Females is 55.8%	<ul style="list-style-type: none"> ICT Statistics Report, Statistics Botswana
	5.c Adopt and strengthen sound policies and enforceable legislation for the promotion of gender equality and the empowerment of all women and girls at all levels	5.c.1 Proportion of countries with systems to track and make public allocations for gender equality and women's empowerment	Yes	-	<ul style="list-style-type: none"> Nationality Immigration and Gender Affairs



Goal 6.

Ensure availability and sustainable management of water and sanitation for all

Table 4 Continued Botswana Domesticated SDG's indicators

GOAL	TARGETS	INDICATOR	NATIONAL VALUE	DISAGGREGATION	SOURCE/EXPECTED SOURCE
Goal 6. Ensure availability and sustainable management of water and sanitation for all	6.1: By 2030, achieve universal and equitable access to safe and affordable drinking water for all	6.1.1: Proportion of population using safely managed drinking water services	94.90%	-	<ul style="list-style-type: none"> Population and Housing Census , Statistics Botswana Botswana Demographic Survey
	6.2: By 2030, achieve access to adequate and equitable sanitation and hygiene for all and end open defecation, paying special attention to the needs of women and girls and those in vulnerable situations	6.2.1: Proportion of population using safely managed sanitation services, a hand-washing facility with soap and water	-	-	<ul style="list-style-type: none"> Population and Housing Census , Statistics Botswana Ministry of Land management, water and sanitation services
	6.3 By 2030, improve water quality by reducing pollution, eliminating dumping and minimizing release of hazardous chemicals and materials, halving the proportion of untreated wastewater and substantially increasing recycling and safe reuse globally	6.3.1 Proportion of wastewater safely treated	-	-	<ul style="list-style-type: none"> Water Utilities Corporation Water Affairs Department Ministry of Minerals Energy and Water Resource
		6.3.2 Proportion of bodies of water with good ambient water quality	-	-	
	6.4: By 2030, substantially increase water-use efficiency across all sectors and ensure sustainable withdrawals and supply of freshwater to address water scarcity and substantially reduce the number of people suffering from water scarcity	6.4.1 Change in water-use efficiency over time	67.795 USD/ m3	-	<ul style="list-style-type: none"> Water Utilities Corporation Ministry of Land management, water and sanitation services Ministry of Mineral Resources, Green Technology and Energy Security
		6.4.2 : Level of water stress: freshwater withdrawal as a proportion of available freshwater resources	1.53%	-	
	6.5: By 2030, implement integrated water resources management at all levels, including through trans-boundary cooperation as appropriate	6.5.1: Degree of integrated water resources management implementation (0-100)	-	-	<ul style="list-style-type: none"> Ministry of Land management, water and sanitation services Water Utilities Corporation
		6.5.2: Proportion of trans-boundary basin area with an operational arrangement for water cooperation	-	-	<ul style="list-style-type: none"> Ministry of Land management, water and sanitation services Water Utilities Corporation

Table 4 Continued Botswana Domesticated SDG's indicators

GOAL	TARGETS	INDICATOR	NATIONAL VALUE	DISAGGREGATION	SOURCE/EXPECTED SOURCE
Goal 6. Ensure availability and sustainable management of water and sanitation for all	6.6: By 2020, protect and restore water-related ecosystems, including mountains, forests, wetlands, rivers, aquifers and lakes	6.6.1: Change in the extent of water-related ecosystems over time	-	-	<ul style="list-style-type: none"> Ministry of Land management, water and sanitation services Water Utilities Corporation
	6.a: By 2030, expand international cooperation and capacity-building support to developing countries in water- and sanitation-related activities and programmes, including water harvesting, desalination, water efficiency, wastewater treatment, recycling and reuse technologies	6.a.1: Amount of water- and sanitation-related official development assistance that is part of a government-coordinated spending plan	-	-	<ul style="list-style-type: none"> Ministry of Land management, water and sanitation services Water Utilities Corporation
	6.b: Support and strengthen the participation of local communities in improving water and sanitation management	6.b.1: Proportion of local administrative units with established and operational policies and procedures for participation of local communities in water and sanitation management	-	-	<ul style="list-style-type: none"> Ministry of Local Government and Rural Development




Goal 7.

Ensure access to affordable, reliable, sustainable and modern energy for all

Table 4 Continued Botswana Domesticated SDG's indicators

GOAL	TARGETS	INDICATOR	NATIONAL VALUE	DISAGGREGATION	SOURCE/EXPECTED SOURCE
Goal 7. Ensure access to affordable, reliable, sustainable and modern energy for all	7.1: By 2030, ensure universal access to affordable, reliable and modern energy services	7.1.1: Proportion of population with access to electricity	71.50%	Gaborone-74.2% Francistown-68.7% Rural 37.49% Urban 77.68%	• Population and Housing Census 2011, Statistics Botswana
		7.1.2: Proportion of population with primary reliance on clean fuels and technology	64.08%		• Population and Housing Census 2011, Statistics Botswana
	7.2: By 2030, increase substantially the share of renewable energy in the global energy mix	7.2.1: Renewable energy share in the total final energy consumption	-	-	• Ministry of Mineral Resources, Green Technology and Energy Security
	7.3: By 2030, double the global rate of improvement in energy efficiency	7.3.1: Energy intensity measured in terms of primary energy and GDP	-	-	• Ministry of Mineral Resources, Green Technology and Energy Security
	7.a: By 2030, enhance international cooperation to facilitate access to clean energy research and technology, including renewable energy, energy efficiency and advanced and cleaner fossil-fuel technology, and promote investment in energy infrastructure and clean energy technology	7.a.1: International financial flows to developing countries in support of clean energy research and development and renewable energy production, including in hybrid systems	-	-	• Bank of Botswana



Goal 8.

Promote sustained, inclusive and sustainable economic growth, full and productive employment and decent work for all

Table 4 Continued Botswana Domesticated SDG's indicators

GOAL	TARGETS	INDICATOR	NATIONAL VALUE	DISAGGREGATION	SOURCE/EXPECTED SOURCE
Goal 8. Promote sustained, inclusive and sustainable economic growth, full and productive employment and decent work for all	8.1: Sustain per capita economic growth in accordance with national circumstances and, in particular, at least 7 per cent gross domestic product growth per annum in the least developed countries	8.1.1: Annual growth rate of real GDP per capita	3.31% (2015/16)	-	<ul style="list-style-type: none"> National Accounts, Statistics Botswana
	8.2: Achieve higher levels of economic productivity through diversification, technological upgrading and innovation, including through a focus on high-value added and labour-intensive sectors	8.2.1: Annual growth rate of real GDP per employed person	-	-	<ul style="list-style-type: none"> National Accounts, Statistics Botswana Bank of Botswana
	8.3: Promote development-oriented policies that support productive activities, decent job creation, entrepreneurship, creativity and innovation, and encourage the formalization and growth of micro-, small- and medium-sized enterprises, including through access to financial services	8.3.1: Proportion of informal employment in non-agriculture employment, by sex	-	-	<ul style="list-style-type: none"> Labour statistics, Statistics Botswana
	8.4: Improve progressively, through 2030, global resource efficiency in consumption and production and endeavour to decouple economic growth from environmental degradation, in accordance with the 10-Year Framework of Programmes on Sustainable Consumption and Production, with developed countries taking the lead	8.4.2: Domestic material consumption, domestic material consumption per capita, and domestic material consumption per GDP	-	-	<ul style="list-style-type: none"> Bank of Botswana Ministry of Finance and Economic Development

Table 4 Continued Botswana Domesticated SDG's indicators

GOAL	TARGETS	INDICATOR	NATIONAL VALUE	DISAGGREGATION	SOURCE/EXPECTED SOURCE
Goal 8. Promote sustained, inclusive and sustainable economic growth, full and productive employment and decent work for all	8.5: By 2030, achieve full and productive employment and decent work for all women and men, including for young people and persons with disabilities, and equal pay for work of equal value	8.5.1 Average hourly earnings of female and male employees, by occupation, age and persons with disabilities	25.20%	Age Group	<ul style="list-style-type: none"> BMTHS, Statistics Botswana
		8.5.2 Unemployment rate, by sex, age and persons with disabilities		15-35 25.2% 15-17 48.9% 20-24 38.1% 25-29 23.2% 30-34 16.2% 35-39 11.7% 40-44 12.5% 45-49 8.7% 50-54 8.5% 55-59 7.7% 60-64 9.0% 65-69 6.4% (2015/16)	
	8.6: By 2020, substantially reduce the proportion of youth not in employment, education or training	8.6.1 Proportion of youth (aged 15-24 years) not in education, employment or training	-	-	<ul style="list-style-type: none"> Ministry of Youth Empowerment, Sport and Culture Development
	8.7: Take immediate and effective measures to eradicate forced labour, end modern slavery and human trafficking and secure the prohibition and elimination of the worst forms of child labour, including recruitment and use of child soldiers, and by 2025 end child labour in all its forms	8.7.1: Proportion and number of children aged 5-17 years engaged in child labour, by sex and age	7%	AGES 7 – 13 YEARS MALE 8% FEMALE 6% TOTAL 7%	<ul style="list-style-type: none"> Labour Statistics , Statistics Botswana
	8.8: Protect labour rights and promote safe and secure working environments for all workers, including migrant workers, in particular women migrants, and those in precarious employment	8.8.1: Frequency rates of fatal and non-fatal occupational injuries, by sex and migrant status	-	-	<ul style="list-style-type: none"> Ministry of Employment, Labour Productivity and Skills Development
	8.9: By 2030, devise and implement policies to promote sustainable tourism that creates jobs and promotes local culture and products	8.9.1 Tourism direct GDP as a proportion of total GDP and in growth rate	-	-	<ul style="list-style-type: none"> Ministry of Environment, Natural Resources, Conservation and Tourism

Table 4 Continued Botswana Domesticated SDG's indicators

GOAL	TARGETS	INDICATOR	NATIONAL VALUE	DISAG-GREGA-TION	SOURCE/ EXPECTED SOURCE
Goal 8. Promote sustained, inclusive and sustainable economic growth, full and productive employment and decent work for all	8.10: Strengthen the capacity of domestic financial institutions to encourage and expand access to banking, insurance and financial services for all	8.10.1 (a) Number of commercial bank branches per 100,000 adults and (b) number of automated teller machines (ATMs) per 100,000 adult	Number of Commercial Bank Branches: 9.48/100 000 Number of Automated Teller Machines 427/100 000	-	• Bank of Botswana
		8.10.2: Proportion of adults (15 years and older) with an account at a bank or other financial institution or with a mobile-money-service provider			• Bank of Botswana
	8.a: Increase Aid for Trade support for developing countries, in particular least developed countries, including through the Enhanced Integrated Framework for Trade-related Technical Assistance to Least Developed Countries	8.a.1 Aid for Trade commitments and disbursements	-	-	• Ministry of Investment, Trade and Industry
		8.b: By 2020, develop and operationalize a global strategy for youth employment and implement the Global Jobs Pact of the International Labour Organization	-	-	• Ministry of Youth Empowerment, Sport and Culture Development

9 INDUSTRY, INNOVATION AND INFRASTRUCTURE



Goal 9.

Build resilient infrastructure, promote inclusive and sustainable industrialization and foster innovation

Table 4 Continued Botswana Domesticated SDG's indicators

GOAL	TARGETS	INDICATOR	NATIONAL VALUE	DISAG-GREGA-TION	SOURCE/EXPECT-ED SOURCE
Goal 9. Build resilient infrastructure, promote inclusive and sustainable industrialization and foster innovation	9.1: Develop quality, reliable, sustainable and resilient infrastructure, including regional and trans-border infrastructure, to support economic development and human well-being, with a focus on affordable and equitable access for all	9.1.2 Passenger and freight volumes, by mode of transport	passengers : 755721 freight 1,844,808 tonnes 2014		<ul style="list-style-type: none"> CAA Reports
	9.2: Promote inclusive and sustainable industrialization and, by 2030, significantly raise industry's share of employment and gross domestic product, in line with national circumstances, and double its share in least developed countries	9.2.1: Manufacturing value added as a proportion of GDP and per capita	5.20% -2016	-	<ul style="list-style-type: none"> National Accounts, Statistics Botswana
		9.2.2: Manufacturing employment as a proportion of total employment			<ul style="list-style-type: none"> BMTHS, Statistics Botswana
	9.3: Increase the access of small-scale industrial and other enterprises, in particular in developing countries, to financial services, including affordable credit, and their integration into value chains and market	9.3.1 Proportion of small-scale industries in total industry value added	-	-	<ul style="list-style-type: none"> Industrial Statistics, Statistics Botswana
		9.3.2 Proportion of small-scale industries with a loan or line of credit			<ul style="list-style-type: none"> Ministry of Finance and Economic Development Ministry of Investment Trade and Industry
	9.4 By 2030, upgrade infrastructure and retrofit industries to make them sustainable, with increased resource-use efficiency and greater adoption of clean and environmentally sound technologies and industrial processes, with all countries taking action in accordance with their respective capabilities	9.4.1: CO2 emission per unit of value added	-	-	<ul style="list-style-type: none"> Environment Statistics Ministry of Environment, Natural Resources, Conservation and Tourism
	9.5: Enhance scientific research, upgrade the technological capabilities of industrial sectors in all countries, in particular developing countries, including, by 2030, encouraging innovation and substantially increasing the number of research and development workers per 1 million people and public and private research and development spending	9.5.1: Research and development expenditure as a proportion of GDP	0.54 % of GDP 2013/14	-	<ul style="list-style-type: none"> Botswana National Strategy on Research and Development Bank of Botswana Reports
		9.5.2: Researchers (in full-time equivalent) per million inhabitants	-	-	<ul style="list-style-type: none"> Tertiary Education, Research, Science and Technology

Table 4 Continued Botswana Domesticated SDG's indicators

GOAL	TARGETS	INDICATOR	NATIONAL VALUE	DISAGGREGATION	SOURCE/EXPECTED SOURCE
Goal 9. Build resilient infrastructure, promote inclusive and sustainable industrialization and foster innovation	9.a: Facilitate sustainable and resilient infrastructure development in developing countries through enhanced financial, technological and technical support to African countries, least developed countries, landlocked developing countries and small island developing States	9.a.1: Total official international support (official development assistance plus other official flows) to infrastructure	-	-	<ul style="list-style-type: none"> Ministry of International Affairs and Cooperation Ministry of Infrastructure and Housing Development
	9.b: Support domestic technology development, research and innovation in developing countries, including by ensuring a conducive policy environment for, inter alia, industrial diversification and value addition to commodities	9.b.1: Proportion of medium and high-tech industry value added in total value added	16.60% -2015	-	<ul style="list-style-type: none"> Bank of Botswana Reports
	9.c: Significantly increase access to information and communications technology and strive to provide universal and affordable access to the Internet in least developed countries by 2020	9.c.1: Proportion of population covered by a mobile network, by technology	Mobile Cellular 174.4/100	Fixed Telephone 6/100	<ul style="list-style-type: none"> ICT Report, Statistics Botswana



Goal 10.

Reduce inequality within and among countries

Table 4 Continued Botswana Domesticated SDG's indicators

GOAL	TARGETS	INDICATOR	NATIONAL VALUE	DISAGGREGATION	SOURCE/EXPECTED SOURCE
Goal 10. Reduce inequality within and among countries	10.1: By 2030, progressively achieve and sustain income growth of the bottom 40 per cent of the population at a rate higher than the national average	10.1.1: Growth rates of household expenditure or income per capita among the bottom 40 per cent of the population and the total population	-	-	<ul style="list-style-type: none"> Ministry of Finance and Economic Development
	10.4: Adopt policies, especially fiscal, wage and social protection policies, and progressively achieve greater equality	10.4.1: Labour share of GDP, comprising wages and social protection transfers	20.30% 2016	-	<ul style="list-style-type: none"> National Accounts, Statistics Botswana
	10.6: Ensure enhanced representation and voice for developing countries in decision-making in global international economic and financial institutions in order to deliver more effective, credible, accountable and legitimate institutions	10.6.1: Proportion of members and voting rights of developing countries in international organizations	-	-	<ul style="list-style-type: none"> Independent Electoral Commission
	10.a: Implement the principle of special and differential treatment for developing countries, in particular least developed countries, in accordance with World Trade Organization agreements	10.a.1: Proportion of tariff lines applied to imports from least developed countries and developing countries with zero-tariff	-	-	<ul style="list-style-type: none"> Ministry of Investment, Trade and Industry
	10.b: Encourage official development assistance and financial flows, including foreign direct investment, to States where the need is greatest, in particular least developed countries, African countries, small island developing States and landlocked developing countries, in accordance with their national plans and programmes	10.b.1: Total resource flows for development, by recipient and donor countries and type of flow (e.g. official development assistance, foreign direct investment and other flows)	-	-	<ul style="list-style-type: none"> Ministry of Finance and Economic Development Bank of Botswana
	10.c: By 2030, reduce to less than 3 per cent the transaction costs of migrant remittances and eliminate remittance corridors with costs higher than 5 per cent	10.c.1 Remittance costs as a proportion of the amount remitted	-	-	<ul style="list-style-type: none"> Trade Statistics, Statistics Botswana



Goal 11.

Make cities and human settlements inclusive, safe, resilient and sustainable

Table 4 Continued Botswana Domesticated SDG's indicators

GOAL	TARGETS	INDICATOR	NATIONAL VALUE	DISAG-GREGA-TION	SOURCE/EXPECTED SOURCE
Goal 11. Make cities and human settlements inclusive, safe, resilient and sustainable	11.1: By 2030, ensure access for all to adequate, safe and affordable housing and basic services and upgrade slums	11.1.1: Proportion of urban population living in slums, informal settlements or inadequate housing	-	-	<ul style="list-style-type: none"> Ministry of Infrastructure and Housing Development Local Government and Rural Development
	11.2: By 2030, provide access to safe, affordable, accessible and sustainable transport systems for all, improving road safety, notably by expanding public transport, with special attention to the needs of those in vulnerable situations, women, children, persons with disabilities and older persons	11.2.1: Proportion of population that has convenient access to public transport, by sex, age and persons with disabilities	-	-	<ul style="list-style-type: none"> Ministry of Transport and communication
	11.3: By 2030, enhance inclusive and sustainable urbanization and capacity for participatory, integrated and sustainable human settlement planning and management in all countries	11.3.1: Ratio of land consumption rate to population growth rate	-	-	<ul style="list-style-type: none"> Population and Housing Census Land Management, water and sanitation services
	11.5: By 2030, significantly reduce the number of deaths and the number of people affected and substantially decrease the direct economic losses relative to global gross domestic product caused by disasters, including water-related disasters, with a focus on protecting the poor and people in vulnerable situation	11.5.1 Number of deaths, missing persons and directly affected persons attributed to disasters per 100,000 population	450 people affected per 100 000 (2016/17)	-	<ul style="list-style-type: none"> Office of Disaster Management
		11.5.2 Direct economic loss in relation to global GDP, damage to critical infrastructure and number of disruptions to basic services, attributed to disasters	-	-	<ul style="list-style-type: none"> Office of Disaster Management
	11.6: By 2030, reduce the adverse per capita environmental impact of cities, including by paying special attention to air quality and municipal and other waste management	11.6.1: Proportion of urban solid waste regularly collected and with adequate final discharge out of total urban solid waste generated, by cities	-	-	<ul style="list-style-type: none"> Ministry of Land Management, water and sanitation services
		11.6.2: Annual mean levels of fine particulate matter (e.g. PM2.5 and PM10) in cities (population weighted)	-	-	<ul style="list-style-type: none"> Ministry of Local Government and Rural Development

Table 4 Continued Botswana Domesticated SDG's indicators

GOAL	TARGETS	INDICATOR	NATIONAL VALUE	DISAG-GREGATION	SOURCE/EXPECTED SOURCE
Goal 11. Make cities and human settlements inclusive, safe, resilient and sustainable	11.b: By 2020, substantially increase the number of cities and human settlements adopting and implementing integrated policies and plans towards inclusion, resource efficiency, mitigation and adaptation to climate change, resilience to disasters, and develop and implement, in line with the Sendai Framework for Disaster Risk Reduction 2015-2030, holistic disaster risk management at all levels	11.b.1 Number of countries that adopt and implement national disaster risk reduction strategies in line with the Sendai Framework for Disaster Risk Reduction 2015-2030	Yes	-	<ul style="list-style-type: none"> Office of Disaster Management

**Goal 12.**

Ensure sustainable consumption and production patterns

Table 4 Continued Botswana Domesticated SDG's indicators

GOAL	TARGETS	INDICATOR	NATIONAL VALUE	DISAGGREGATION	SOURCE/ EXPECTED SOURCE
Goal 12. Ensure sustainable consumption and production patterns	12.1: Implement the 10-Year Framework of Programmes on Sustainable Consumption and Production Patterns, all countries taking action, with developed countries taking the lead, taking into account the development and capabilities of developing countries	12.1.1 Number of countries with sustainable consumption and production (SCP) national action plans or SCP mainstreamed as a priority or a target into national policies	Yes	-	<ul style="list-style-type: none"> Ministry of Agricultural Development and Food Security
	12.2: By 2030, achieve the sustainable management and efficient use of natural resources	12.2.2: Domestic material consumption, domestic material consumption per capita, and domestic material consumption per GDP	-	-	<ul style="list-style-type: none"> Ministry of Finance and Economic Development
	12.4: By 2020, achieve the environmentally sound management of chemicals and all wastes throughout their life cycle, in accordance with agreed international frameworks, and significantly reduce their release to air, water and soil in order to minimize their adverse impacts on human health and the environment	12.4.1: Number of parties to international multilateral environmental agreements on hazardous waste, and other chemicals that meet their commitments and obligations in transmitting information as required by each relevant agreement	-	-	<ul style="list-style-type: none"> Ministry of Environment, Natural Resources, Conservation and Tourism



Goal 13.

Take urgent action to combat climate change and its impact.

Table 4 Continued Botswana Domesticated SDG's indicators

GOAL	TARGETS	INDICATOR	NATIONAL VALUE	DISAGGREGATION	SOURCE/EXPECTED SOURCE
Goal 13. Take urgent action to combat climate change and its Impact	13.1: Strengthen resilience and adaptive capacity to climate-related hazards and natural disasters in all countries	13.1.1 Number of deaths, missing persons and directly affected persons attributed to disasters per 100,000 population	450 people affected per 100 000 (2016/17)	-	• Office of Disaster Management
		13.1.2 Number of countries that adopt and implement national disaster risk reduction strategies in line with the Sendai Framework for Disaster Risk Reduction 2015-2030 (repeat of 1.5.3 and 11.b.1)	Yes	-	• Office of Disaster Management



Goal 14.

Conserve and sustainably use the oceans, seas and marine resources for sustainable development

Table 4 Continued Botswana Domesticated SDG's indicators

GOAL	TARGETS	INDICATOR	NATIONAL VALUE	DISAGGREGATION	SOURCE/EXPECTED SOURCE
Goal 14. Conserve and sustainably use the oceans, seas and marine resources for sustainable development	14.4: By 2020, effectively regulate harvesting and end overfishing, illegal, unreported and unregulated fishing and destructive fishing practices and implement science-based management plans, in order to restore fish stocks in the shortest time feasible, at least to levels that can produce maximum sustainable yield as determined by their biological characteristics	14.4.1 Proportion of fish stocks within biologically sustainable levels	-	-	<ul style="list-style-type: none"> Ministry of Environment, Natural Resources, Conservation and Tourism



Goal 15.

Protect, restore and promote sustainable use of terrestrial ecosystems, sustainably manage forests, combat desertification, and halt and reverse land degradation and halt biodiversity loss

Table 4 Continued Botswana Domesticated SDG's indicators

GOAL	TARGETS	INDICATOR	NATION-AL VALUE	DISAGGREGATION	SOURCE/EX-PECTED SOURCE
Goal 15. Protect, restore and promote sustainable use of terrestrial ecosystems, sustainably manage forests, combat desertification, and halt and reverse land degradation and halt biodiversity loss	15.1: By 2020, ensure the conservation, restoration and sustainable use of terrestrial and inland freshwater ecosystems and their services, in particular forests, wetlands, mountains and drylands, in line with obligations under international agreements	15.1.1 Forest area as a proportion of total land area	27.20%	-	<ul style="list-style-type: none"> Environment Statistics Ministry of Environment, Natural Resources, Conservation and Tourism
		15.1.2 Proportion of important sites for terrestrial and freshwater biodiversity that are covered by protected areas, by ecosystem type	-	-	
	15.2: By 2020, promote the implementation of sustainable management of all types of forests, halt deforestation, restore degraded forests and substantially increase afforestation and reforestation globally	15.2.1 Progress towards sustainable forest management	-	-	<ul style="list-style-type: none"> Ministry of Environment, Natural Resources, Conservation and Tourism
		15.3: By 2030, combat desertification, restore degraded land and soil, including land affected by desertification, drought and floods, and strive to achieve a land degradation-neutral world	15.3.1 Proportion of land that is degraded over total land area	-	-
	15.4: By 2030, ensure the conservation of mountain ecosystems, including their biodiversity, in order to enhance their capacity to provide benefits that are essential for sustainable development	15.4.1 Coverage by protected areas of important sites for mountain biodiversity	96.30%	Total Green cover classes 1.862 96.30% Other Land cover classes 0.073 3.70%	<ul style="list-style-type: none"> Environment Statistics Ministry of Environment, Natural Resources, Conservation and Tourism
15.4.2 Mountain Green Cover Index		-	-		
15.5: Take urgent and significant action to reduce the degradation of natural habitats, halt the loss of biodiversity and, by 2020, protect and prevent the extinction of threatened species	15.5.1 Red List Index	-	Category	<ul style="list-style-type: none"> Ministry of Environment, Natural Resources, Conservation and Tourism 	
			Number of species		
			Mammals	7	
			Birds	11	
			Reptiles	0	
			Molluses	0	
			Amphibians	0	
			Fishes	2	
			Other Inverts	0	
			Plants	2	
			Total	22	

Table 4 Continued Botswana Domesticated SDG's indicators

GOAL	TARGETS	INDICATOR	NATIONAL VALUE	DISAGGREGATION	SOURCE/EXPECTED SOURCE
Goal 15. Protect, restore and promote sustainable use of terrestrial ecosystems, sustainably manage forests, combat desertification, and halt and reverse land degradation and halt biodiversity loss	15.6: Promote fair and equitable sharing of the benefits arising from the utilization of genetic resources and promote appropriate access to such resources, as internationally agreed	15.6.1 Number of countries that have adopted legislative, administrative and policy frameworks to ensure fair and equitable sharing of benefit	Yes	-	<ul style="list-style-type: none"> Ministry of Environment, Natural Resources, Conservation and Tourism
	15.7: Take urgent action to end poaching and trafficking of protected species of flora and fauna and address both demand and supply of illegal wildlife products	15.7.1 Proportion of traded wildlife that was poached or illicitly trafficked	Poached: 22.3 per 10000 -2015	ILLICITLY TRAFFICKED Skins: 24 Live mammals: 23 Animal Trophy: 79	<ul style="list-style-type: none"> Environment Statistics Reports , Statistics Botswana Ministry of Environment, Natural Resources, Conservation and Tourism
	15.c: Enhance global support for efforts to combat poaching and trafficking of protected species, including by increasing the capacity of local communities to pursue sustainable livelihood opportunities	15.c.1 Proportion of traded wildlife that was poached or illicitly trafficked	Poached: 22.3 per 10000 -2015	ILLICITLY TRAFFICKED Skins: 24 Live mammals: 23 Animal Trophy: 79	<ul style="list-style-type: none"> Ministry of Environment, Natural Resources, Conservation and Tourism



Goal 16.

Promote peaceful and inclusive societies for sustainable development, provide access to justice for all and build effective, accountable and inclusive institutions at all levels

Table 4 Continued Botswana Domesticated SDG's indicators

GOAL	TARGETS	INDICATOR	NATIONAL VALUE	DISAGGREGATION	SOURCE/EXPECTED SOURCE
Goal 16. Promote peaceful and inclusive societies for sustainable development, provide access to justice for all and build effective, accountable and inclusive institutions at all levels	16.1: Significantly reduce all forms of violence and related death rates everywhere	16.1.1 Number of victims of intentional homicide per 100,000 population, by sex and age	-	-	<ul style="list-style-type: none"> • Crime Statistics • Ministry of Defence, Justice and Security
		16.1.3 Proportion of population subjected to a) physical, b) psychological and c) sexual violence in the previous 12 months	-	-	
		16.1.4 Proportion of population that feel safe walking alone around the area they live	-	-	<ul style="list-style-type: none"> • Ministry of Defence, Justice and Security • Ministry of Defence, Justice and Security
	16.2: End abuse, exploitation, trafficking and all forms of violence against and torture of children	16.2.1 Proportion of children aged 1-17 years who experienced any physical punishment and/or psychological aggression by caregivers in the past month	-	-	<ul style="list-style-type: none"> • Ministry of Defence, Justice and Security
		16.2.2 Number of victims of human trafficking per 100,000 population, by sex, age and form of exploitation		-	<ul style="list-style-type: none"> • Ministry of Local Government and Rural Development
		16.2.3 Proportion of young women and men aged 18-29 years who experienced sexual violence by age 18	-	-	<ul style="list-style-type: none"> • Ministry of Local Government and Rural Development • Ministry of Nationality, Immigration and Gender affairs
	16.3 Promote the rule of law at the national and international levels and ensure equal access to justice for all	16.3.1 Proportion of victims of violence in the previous 12 months who reported their victimization to competent authorities or other officially recognized conflict resolution mechanisms	-	-	<ul style="list-style-type: none"> • Ministry of Defence, Justice and Security
		16.3.2 Unsentenced detainees as a proportion of overall prison population	-	-	<ul style="list-style-type: none"> • Ministry of Defence, Justice and Security

Table 4 Continued Botswana Domesticated SDG's indicators

GOAL	TARGETS	INDICATOR	NATIONAL VALUE	DISAGGREGATION	SOURCE/EXPECTED SOURCE											
Goal 16. Promote peaceful and inclusive societies for sustainable development, provide access to justice for all and build effective, accountable and inclusive institutions at all levels	16.5: Substantially reduce corruption and bribery in all their forms	16.5.1 Proportion of persons who had at least one contact with a public official and who paid a bribe to a public official, or were asked for a bribe by those public officials, during the previous 12 months	-	-	<ul style="list-style-type: none"> Directorate of Corruption and Economic Crime 											
		16.5.2 Proportion of businesses that had at least one contact with a public official and that paid a bribe to a public official, or were asked for a bribe by those public officials during the previous 12 months	-	-												
	16.6: Develop effective, accountable and transparent institutions at all levels	16.6.1 Primary government expenditures as a proportion of original approved budget, by sector (or by budget codes or similar)	-	-	<ul style="list-style-type: none"> Ministry of Finance and Economic Development Ministry of Basic Education 											
	16.8 Broaden and strengthen the participation of developing countries in the institutions of global governance	16.8.1 Proportion of members and voting rights of developing countries in international organizations	-	-	<ul style="list-style-type: none"> Independent Electoral Commission 											
16.9: By 2030, provide legal identity for all, including birth registration	16.9.1 Proportion of children under 5 years of age whose births have been registered with a civil authority, by age	87.50%	<table border="1"> <thead> <tr> <th>Age</th> <th>Years</th> </tr> </thead> <tbody> <tr> <td>0</td> <td>79.0</td> </tr> <tr> <td>1</td> <td>89.0</td> </tr> <tr> <td>2</td> <td>88.0</td> </tr> <tr> <td>3</td> <td>90.7</td> </tr> <tr> <td>4</td> <td>91.0</td> </tr> </tbody> </table>	Age	Years	0	79.0	1	89.0	2	88.0	3	90.7	4	91.0	<ul style="list-style-type: none"> Botswana Demographic Survey, Statistics Botswana Vital Statistics Reports, Statistics Botswana Ministry of Nationality, Immigration and Gender Affairs
Age	Years															
0	79.0															
1	89.0															
2	88.0															
3	90.7															
4	91.0															

Table 4 Continued Botswana Domesticated SDG's indicators

GOAL	TARGETS	INDICATOR	NATIONAL VALUE	DISAG-GREGA-TION	SOURCE/EX-PECTED SOURCE
Goal 16. Promote peaceful and inclusive societies for sustainable development, provide access to justice for all and build effective, accountable and inclusive institutions at all levels	16.10: Ensure public access to information and protect fundamental freedoms, in accordance with national legislation and international agreements	16.10.1 Number of verified cases of killing, kidnapping, enforced disappearance, arbitrary detention and torture of journalists, associated media personnel, trade unionists and human rights advocates in the previous 12 months	-	-	<ul style="list-style-type: none"> Ministry of Defence, Justice and Security
		16.10.2 Number of countries that adopt and implement constitutional, statutory and/or policy guarantees for public access to information	Yes	-	
	16.a: Strengthen relevant national institutions, including through international cooperation, for building capacity at all levels, in particular in developing countries, to prevent violence and combat terrorism and crime	16.a.1 Existence of independent national human rights institutions in compliance with the Paris Principles	Yes	-	<ul style="list-style-type: none"> Presidential Affairs, Governance and Public Administration



Goal 17.

Strengthen the means of implementation and revitalize the Global Partnership for Sustainable Development

Table 4 Continued Botswana Domesticated SDG's indicators

GOAL	TARGETS	INDICATOR	NATION-AL VALUE	DISAGGRE-GATION	SOURCE/EX-PECTED SOURCE	
Goal 17. Strengthen the means of implementation and revitalize the Global Partnership for Sustainable Development	17.1: Strengthen domestic resource mobilization, including through international support to developing countries, to improve domestic capacity for tax and other revenue collection	17.1.1 Total government revenue as a proportion of GDP, by source		-	• Bank of Botswana Report 2015	
		17.1.2 Proportion of domestic budget funded by domestic taxes	87.30% (2015/16).		• Bank of Botswana Report 2015	
	17.2: Developed countries to implement fully their official development assistance commitments, including the commitment by many developed countries to achieve the target of 0.7 per cent of gross national income for official development assistance (ODA/GNI) to developing countries and 0.15 to 0.20 per cent of ODA/GNI to least developed countries; ODA providers are encouraged to consider setting a target to provide at least 0.20 per cent of ODA/ GNI to least developed countries	17.2.1 Net official development assistance, total and to least developed countries, as a proportion of the Organization for Economic Cooperation and Development (OECD) Development Assistance Committee donors' gross national income (GNI		-	-	• Ministry of Finance and Economic Development
	17.3: Mobilize additional financial resources for developing countries from multiple sources	17.3.1 Foreign direct investments (FDI), official development assistance and South-South Cooperation as a proportion of total domestic budget		-	-	• Ministry of Finance and Economic Development
			17.3.2 Volume of remittances (in United States dollars) as a proportion of total GDP			• Bank of Botswana
17.4: Assist developing countries in attaining long-term debt sustainability through coordinated policies aimed at fostering debt financing, debt relief and debt restructuring, as appropriate, and address the external debt of highly indebted poor countries to reduce debt distress	17.4.1 Debt service as a proportion of exports of goods and services		-	-	• Ministry of Finance and Economic Development	

Table 4 Continued Botswana Domesticated SDG's indicators

GOAL	TARGETS	INDICATOR	NATION-AL VALUE	DISAGGRE-GATION	SOURCE/EX-PECTED SOURCE
Goal 17. Strengthen the means of implementation and revitalize the Global Partnership for Sustainable Development	17.6: Enhance North-South, South-South and triangular regional and international cooperation on and access to science, technology and innovation and enhance knowledge-sharing on mutually agreed terms, including through improved coordination among existing mechanisms, in particular at the United Nations level, and through a global technology facilitation mechanism	17.6.2 Fixed Internet broadband subscriptions per 100 inhabitants, by speed	1.9 per 100 inhabitants -2016	-	<ul style="list-style-type: none"> ICT Statistics, Statistics Botswana
	17.8: Fully operationalize the technology bank and science, technology and innovation capacity-building mechanism for least developed countries by 2017 and enhance the use of enabling technology, in particular information and communications technology	17.8.1 Proportion of individuals using the Internet	37% -2014	-	<ul style="list-style-type: none"> ICT Statistics, Statistics Botswana
	17.9: Enhance international support for implementing effective and targeted capacity-building in developing countries to support national plans to implement all the Sustainable Development Goals, including through North-South, South-South and triangular cooperation	17.9.1 Dollar value of financial and technical assistance (including through North-South, South-South and triangular cooperation) committed to developing countries	-	-	<ul style="list-style-type: none"> Bank of Botswana
	17.10 Promote a universal, rules-based, open, non-discriminatory and equitable multilateral trading system under the World Trade Organization, including through the conclusion of negotiations under its Doha Development Agenda	17.10.1 Worldwide weighted tariff-average	-	-	<ul style="list-style-type: none"> Ministry of Investment, Trade and Industry

Table 4 Continued Botswana Domesticated SDG's indicators

GOAL	TARGETS	INDICATOR	NATION-AL VALUE	DISAGGRE-GATION	SOURCE/EX-PECTED SOURCE
Goal 17. Strengthen the means of implementation and revitalize the Global Partnership for Sustainable Development	17.11 Significantly increase the exports of developing countries, in particular with a view to doubling the least developed countries' share of global exports by 2020	17.11.1 Developing countries' and least developed countries' share of global exports	-	-	<ul style="list-style-type: none"> Ministry of Investment, Trade and Industry
	17.12: Realize timely implementation of duty-free and quota-free market access on a lasting basis for all least developed countries, consistent with World Trade Organization decisions, including by ensuring that preferential rules of origin applicable to imports from least developed countries are transparent and simple, and contribute to facilitating market access	17.12.1 Average tariffs faced by developing countries, least developed countries and small island developing States	-	-	<ul style="list-style-type: none"> Ministry of Finance and Economic Development Ministry of Investment, Trade and Industry
	17.15: Respect each country's policy space and leadership to establish and implement policies for poverty eradication and sustainable development	17.15.1 Extent of use of country-owned results frameworks and planning tools by providers of development cooperation	-	-	<ul style="list-style-type: none"> Ministry of Finance and Economic Development Ministry of Investment, Trade and Industry MFED
	17.16: Enhance the Global Partnership for Sustainable Development, complemented by multi-stakeholder partnerships that mobilize and share knowledge, expertise, technology and financial resources, to support the achievement of the Sustainable Development Goals in all countries, in particular developing countries	17.16.1 Number of countries reporting progress in multi-stakeholder development effectiveness monitoring frameworks that support the achievement of the sustainable development goals	Yes	-	<ul style="list-style-type: none"> Ministry of Finance and Economic Development Ministry of Investment, Trade and Industry

Table 4 Continued Botswana Domesticated SDG's indicators

GOAL	TARGETS	INDICATOR	NATIONAL VALUE	DISAGGRE-GATION	SOURCE/EX-PECTED SOURCE
Goal 17. Strengthen the means of implementation and revitalize the Global Partnership for Sustainable Development	17.18 By 2020, enhance capacity-building support to developing countries, including for the least developed countries and small island developing States, to increase significantly the availability of high-quality, timely and reliable data disaggregated by income, gender, age, race, ethnicity, migratory status, disability, geographic location and other characteristics relevant in national context.	17.18.2 Number of countries that have national statistical legislation that complies with the Fundamental Principles of Official Statistics	Yes	-	• Statistics Botswana
		17.18.3 Number of countries with a national statistical plan is fully funded and under implementation, by resource funding	Yes	-	• Statistics Botswana
	17.19 By 2030, build on existing initiatives to develop measurements of progress on sustainable development that complement gross domestic product, and support statistical capacity-building in developing countries	17.19.1 Dollar value of all resources made available to strengthen statistical capacity in developing countries	-	-	• Statistics Botswana / Ministry of Finance and Economic Development
		17.19.2 Proportion of countries that (a) have conducted at least one population and housing census in the last 10 years; and (b) have achieved 100 per cent birth registration and 80 per cent death registration	(a) Botswana Population and housing Census	Population and Housing Census 1971 1981 1991 2001 2011	



STATISTICS BOTSWANA



SUSTAINABLE DEVELOPMENT GOALS

